



ONE40

*Celebrating 140 years
of produce broking...*


FORBES & WALKER TEA BROKERS PVT LTD

WEEKLY TEA MARKET REPORT

SALE NO

33

**26TH/27TH
AUGUST 2025**



Overall Market

	QTY (M/KGS)	DEMAND
Ex Estate	0.71	Good
High & Medium	0.58	Good
Leafy	0.80	Fair
Semi Leafy	0.65	Fair
Tippy/Small Leaf	0.88	Fair
Premium Flowery	0.06	Fair
Off Grade	1.13	Fair
Dust	0.39	Good
Total	5.19	Good general

ORDER OF SALE

SALE NO : 33

26TH/27TH AUGUST 2025

EX-ESTATE	LG LARGE LEAF LG SMALL LEAF/BOP1A/ PREMIUM	HIGH & MEDIUM/OFF GRADE /DUST
John Keells PLC	Asia Siyaka Commodities PLC	Ceylon Tea Brokers PLC
Lanka Commodity Brokers Ltd	Lanka Commodity Brokers Ltd	Lanka Commodity Brokers Ltd
Mercantile Produce Brokers (Pvt) Ltd	John Keells PLC	Bartleet Produce Marketing (Pvt) Ltd
Eastern Brokers Ltd	Bartleet Produce Marketing (Pvt) Ltd	Forbes & Walker Tea Brokers (Pvt) Ltd
Ceylon Tea Brokers PLC	Eastern Brokers Ltd	Mercantile Produce Brokers (Pvt) Ltd
Forbes & Walker Tea Brokers (Pvt) Ltd	Ceylon Tea Brokers PLC	Asia Siyaka Commodities PLC
Bartleet Produce Marketing (Pvt) Ltd	Forbes & Walker Tea Brokers (Pvt) Ltd	John Keells PLC
Asia Siyaka Commodities PLC	Mercantile Produce Brokers (Pvt) Ltd	Eastern Brokers Ltd

AUCTION DETAILS

AT THIS WEEK'S SALE 10,912 LOTS TOTALLING 5,195,301 KGS WERE ON OFFER. THE BREAKDOWN IS AS FOLLOWS:

	LOTS	QUANTITY
Ex Estate	749	706,423
Main Sale - High & Medium	1,414	584,890
Low Grown - Leafy	2,104	796,831
Low Grown - Semi Leafy	1,587	647,166
Low Grown - Tippy	1,937	882,373
Premium Flowery	442	57,284
Off Grades	2,210	1,132,197
Dust	469	388,137
Total	10,912	5,195,301
Re - Prints	1,152	586,077

SETTLEMENT DATES

29/08/2025 02/09/2025 03/09/2025

10% Payment

Buyers Prompt

Sellers Prompt

Quality

Overall, similar to last.

COMMENTS

Overall auction offerings declined further and totalled 5.2 M/Kgs of which approximately 0.6 M/Kgs comprised of re-prints. Good general demand perhaps triggered by the restricted availability.

Ex-Estate offerings comprised of 0.7 M/Kgs. Overall quality of teas on offer showed no significant change and an irregular trend in prices often following quality.

Better Western BOP's declined by Rs. 20-40 per kg, whilst the corresponding BOPF's were firm and up to Rs. 50 per kg dearer. In the Below Best category, BOP's in the higher price bracket declined by Rs. 20-40 per kg, whilst the others were firm. Corresponding BOPF's in the higher price bracket were irregular following quality, whilst the others sold around last week's levels. At the lower end of the market, BOP's were firm and dearer, whilst the corresponding BOPF's were generally firm. Nuwara Eliyas' were mostly unsold. Uda Pussellawa BOP/BOPF's gained by up to Rs. 50 per kg and Rs. 20-40 per kg respectively, although still continued to sell at lower end of the market. Uvas' - Seasonal teas continued to sell well though at slightly lower levels to last with the BOP's ranging between Rs. 2,400-2,900 per kg and the corresponding BOPF's selling between Rs. 1,800-1,900 per kg. Other non-seasonal teas sold around last week's levels.

CTC teas were generally firm, whilst the corresponding Low Grown varieties witnessed a little more buyer activity this week.

A selection of liquoring Large Leaf teas attracted fairly useful support and sold well.

Selective interest from shippers to the UK. Fair activity from shipper to the continent, Japan and perhaps China. Less activity from shippers to South Africa, whilst shippers to the Middle East and the CIS continued to operate as usual.

Low Grown totalled approximately 2.3 M/Kgs, with the Leafy category witnessing less demand, whilst the Semi-Leafy, Tippy and Premium categories met with fair demand.

In the Leafy and Semi-Leafy catalogues, well-made BOP1's were firm, whilst the Below Best together with the bolder varieties were easier. Teas at the bottom maintained. Select Best and Best OP1's were easier, whilst the Below Best together with the bolder varieties appreciated. Teas at the bottom followed a similar trend. Well-made OP's were firm, whilst balance appreciated. High-priced OPA's gained, whilst the balance were firm to dearer following quality. PEK/PEK1's, in general, appreciated., whilst the smaller PEK1 varieties sold around last levels.

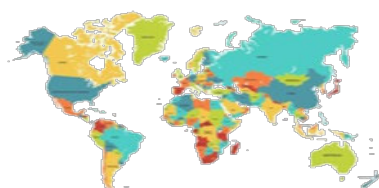
In the Tippy catalogue, Select Best FBOP's were firm to easier. Best together with the Below Best varieties were firm on last, whilst the balance eased. However, a selection of bolder varieties appreciated, whilst the balance sold at last levels. Select Best FF1's were firm. Best together with the cleaner Below Best and cleaner teas at the bottom were firm, whilst the balance together with the teas at the bottom were easier.

In the Premium catalogue, Very Tippy Teas were firm to dearer, whilst the Best and Below Best were firm following quality. Balance together with the Leafier varieties were easier.

NOTE

Next week's Auction (Sale No. 34) is scheduled for Monday, 1 September and Tuesday, 2 September 2025

NATIONAL TEA EXPORTS



Key Highlights:

- * Sri Lanka Tea Exports for the month was recorded at 24.04 M/Kgs - (Increase of 2.68 M/Kgs YoY)
- * Exports during the cumulative period totalled 150.85 M/Kgs (Increase of 10.38 M/Kgs YoY) in comparison with January-July 2024 total of 140.47 M/Kgs
- * Value Added tea exports during the cumulative period totalled 58% from a 52% during the corresponding period in 2024
- * F.O.B value for the month was Rs. 1,766.51 (USD 5.87), recording a decline of Rs. 7.19 (Increase of USD 0.03) against the corresponding period of 2024. Cumulative FOB value declined by Rs. 22.94 in comparison with the corresponding period of 2024, whilst to-date USD earnings continued to show an overall improvement in all categories except for Packeted Tea
- * Iraq continues to maintain the top position amongst leading importer countries of Ceylon Tea for the year, whilst Libya remains at 2nd place and Russia in third

JULY 2025/2024

- * Tea Exports for the month of July 2025 totalled 24.04 M/Kgs, showing an increase of 2.68 M/Kgs vis-à-vis 21.36 M/Kgs of July 2024. All categories have recorded positive variances in comparison with the corresponding period of the previous year.
- * FOB value in July 2025 was recorded at Rs. 1,766.51, a decrease of Rs. 7.19 YoY compared to Rs. 1,773.70 of July 2024. In USD terms, however, the month of July witnessed a marginal gain of USD 0.03 in comparison with the corresponding period in the year 2024 (Refer table below).

	Quantity		Variance	Approx. FOB per kg Rs			Approx. FOB per kg USD		
	2025	2024		2025	2024	Variance	2025	2024	Variance
Tea In Bulk	10,162,714	9,806,070	356,644	1,482.19	1,537.85	-55.65	4.92	5.06	-0.14
Tea Packets	10,770,688	8,809,101	1,961,588	1,612.16	1,676.26	-64.11	5.35	5.52	-0.16
Tea Bags	2,243,299	2,150,574	92,725	2,984.74	2,755.42	229.31	9.91	9.07	0.84
Instant	297,989	225,752	72,237	3,832.83	2,883.80	949.03	12.73	9.49	3.23
Green Tea	563,704	364,337	199,367	3,901.29	3,994.84	-93.56	12.96	13.15	-0.20
Grand Total	24,038,394	21,355,834	2,682,560	1,766.51	1,773.70	-7.19	5.87	5.84	0.03

Source – Sri Lanka Customs / Central Bank of Sri Lanka Exchange Rates

JANUARY-JULY 2025/2024

- * January-July 2025 cumulative exports totalled 150.85 M/Kgs, recording a positive variance of 10.38 M/Kgs vis-à-vis 140.47 M/Kgs of January-July 2024. All segments, except for Bulk Tea, have recorded positive variances against the same period of the previous year.
- * FOB value for the period stood at Rs. 1,748.51, a decrease of Rs. 22.94 (Increase of USD 0.08) vis-à-vis Rs. 1,771.45 of January-July 2024.
- * In terms of category-wise exports, Tea in Bulk, Tea Packets and Green Tea segments recorded negative variances, whilst Tea Bags and Instant Tea segments recorded gains in LKR terms in FOB value. Gains were recorded in USD terms in all categories except for Tea Packets when compared to the corresponding period in 2024 (Refer table below).

	Quantity		Variance	Approx. FOB per kg Rs			Approx. FOB per kg USD		
	2025	2024		2025	2024	Variance	2025	2024	Variance
Tea in Bulk	62,651,013	66,128,330	-3,477,317	1,494.70	1,525.14	-30.44	5.01	4.97	0.04
Tea Packets	68,584,768	55,835,976	12,748,793	1,621.60	1,680.06	-58.46	5.44	5.48	(0.04)
Tea Bags	14,786,644	14,411,281	375,363	2,755.82	2,729.35	26.47	9.24	8.90	0.34
Instant	1,951,912	1,565,141	386,771	3,664.35	3,192.92	471.44	12.29	10.41	1.87
Green Tea	2,872,638	2,527,902	344,736	3,827.06	3,892.32	-65.26	12.83	12.70	0.14
Grand Total	150,846,976	140,468,629	10,378,347	1,748.51	1,771.45	-22.94	5.86	5.78	0.08

Source – Sri Lanka Customs / Central Bank of Sri Lanka Exchange Rates

Iraq ranks at No. 1 amongst major importers of Ceylon Tea with a total of 22.61 M/Kgs, an increase of 27% YoY in January-July 2025 against the previous year's 17.84 M/Kgs, with Libya coming in 2nd place with 13.02 M/Kgs, an improvement of 245% ahead of Russia at 3rd place who has witnessed a significant decline of 13% YoY with 13.00 M/Kgs vis-à-vis 15.02 M/Kgs recorded in 2024. The U.A.E ranks at 4th place with 10.63 M/Kgs (24% decrease YoY) followed by Türkiye who has recorded 10.39 M/Kgs (2% decrease YoY) surpassing Iran at 6th place with 7.07 M/Kgs. Chile has secured 7th place with 6.51 M/Kgs continuing to stay ahead of China's 6.06 M/Kgs, Saudi Arabia's 4.88M/Kgs and Azerbaijan's 4.80 M/Kgs for the year in progress.

(Refer statistical details on Page Nos. 13 and 14).

CROP AND WEATHER

FOR THE PERIOD 19 - 26 August 2025

Western/Nuwara Eliya Regions



The Western and Nuwara Eliya regions reported bright weather throughout the week. Intermittent showers are expected in both regions in the week ahead according to the Department of Meteorology.

Uva/Udapussellawa Regions



Sunny weather was reported in the Uva and Uda Pussellawa regions throughout the week. According to the Department of Meteorology, rain is expected in the Uda Pussellawa and Uva regions in the week ahead.

Low Grown



The Low Grown Region reported bright weather throughout the week. The Department of Meteorology expects rain in the Low Grown Region in the week ahead.

Crop

The Western and Nuwara Eliya regions maintained the crop intake, whilst the Uva, Uda Pussellawa and Low Grown regions reported a decrease.

HIGH GROWN TEAS

■ Incline from last week
■ Decline from last week
■ Static Market

BOP

Best Western's were mostly easier by Rs. 20-40 per kg following quality. In the Below Best category, teas in the higher price bracket declined by Rs. 20-40 per kg, whilst the others were firm. Teas at the lower end of the market were firm and dearer by a similar margin. Nuwara Eliya's were mostly unsold. Uda Pussellawa's gained by Rs. 50 per kg and more. Uva's - Seasonal teas continued to sell well in keeping with quality and prices ranged between Rs. 2,400-2,900 per kg, whilst the non-seasonal types continued to sell around last week's levels.

BOPF

Best Western's - Select high-priced teas were firm and up to Rs. 50 per kg dearer, whilst the others too sold well although prices were irregular following quality. In the Below Best category, prices for teas in the higher price bracket were irregular following quality, whilst the others sold around last week's levels. Teas at the lower end of the market were generally firm. Nuwara Eliya's were mostly unsold. Uda Pussellawa's were Rs. 20-40 per kg dearer. Uva's - Seasonal teas sold well though lower to last with prices ranging between Rs. 1,800-1,900 per kg, whilst the non-seasonal types continued to sell around last week's levels.

OP/OPA

Well-made varieties were firm to dearer by Rs. 20 per kg, whilst the others and poorer sorts were firm on last levels.

PEKOE/PEKOE1

Flavoury PEK's were firm, whilst the Orthodox Leafy PEK's were firm to dearer by Rs. 20-40 per kg and more at times. Best PEK1's were dearer by Rs. 30-50 per kg. Teas at the lower end were firm to dearer by Rs. 20-40 per kg. Few Select Best Rotovane PEK's sold at last levels following special inquiry, whilst the balance declined by Rs. 50 per kg and more. Below Best varieties were irregular but mostly firm. Poorer sorts sold at last levels.

FBOP/FBOPF1

Flavoury FBOP/FBOPF1's were firm to selectively dearer, whilst the poorer sorts were firm to easier by Rs. 20-40 per kg. Better Orthodox FBOP/FBOPF1's appreciated by Rs. 40-60 per kg, whilst the others and teas at the lower end were firm to dearer by Rs. 20-40 per kg.

QUOTATIONS LKR SALE DTE	BOP		BOPF		PEKOE/FBOP		OP	
	19/20 Aug	26/27 Aug	19/20 Aug	26/27 Aug	19/20 Aug	26/27 Aug	19/20 Aug	26/27 Aug
Best Westerns	1200-1320	1260 - 1380	1300-1480	1320 - 1550	1280-1850	1240 - 1600	1060-1260	1060 - 1140
Below Best Westerns	1120-1180	1140 - 1220	1200-1260	1200 - 1300	1100-1260	1080 - 1200	960-1040	1000 - 1040
Plainer Westerns	1000-1100	1000 - 1120	1020-1180	1040 - 1180	820-900	920 - 1060	890-940	920 -
Nuwara Eliyas	N/A	N/A	N/A	1180 -	750-1140	890 - 1550	920-960	850 - 1000
Brighter Udapussellawas	1000-1080	1000 - 1020	1140-1220	1140 - 1180	1380-1550	1280 - 1420	980-1060	1020 - 1160
Other Udapussellawas	860 - 960	900 - 960	880 - 960	920 - 1120	860-1280	850 - 1200	870-940	1000 -
Best Uvas	2200-3400	2500 - 2950	2250-2700	1800 - 1900	1360-1700	1400 - 1850	1060-1240	1100 - 1240
Other Uvas	1180-1220	1160 - 1260	1200-1340	1200 - 1300	820-1340	880 - 1380	750-1040	800 - 1080

MEDIUM GROWN TEAS

■ Incline from last week
■ Decline from last week
■ Static Market

BOP	Large Leaf teas continued to sell at firm to dearer rates, whilst the others sold around last week's levels.
BOPF	Generally firm.
OP/OPA	Well-made teas were firm, whilst the others and poorer sorts appreciated by Rs. 20-30 per kg.
PEKOE/PEKOE1	Best PEK's were firm to dearer by Rs. 20-40 per kg. PEK1's gained by Rs. 40-60 per kg, whilst the Below Best and others were irregularly dearer.
FBOP/FBOPF1	A few Select Best FBOP/FBOPF1's were firm to dearer by Rs. 50-80 per kg, whilst the others were dearer by Rs. 20-50 per kg. Teas at the lower end were firm to dearer by Rs. 20-30 per kg.

QUOTATIONS LKR SALE DTE	BOP		BOPF		PEKOE/FBOP		OP	
	19/20 Aug	26/27 Aug	19/20 Aug	26/27 Aug	19/20 Aug	26/27 Aug	19/20 Aug	26/27 Aug
Good Mediums	1420-1850	1550 - 1850	1180-1200	1180 - 1200	1420-2350	1440 - 2200	1140-1300	1160 - 1320
Other Mediums	840-1020	820 - 1080	840-1000	850 - 1040	840-1400	880 - 1420	700-1120	730 - 1140

UNORTHODOX / CTC TEAS

HIGH GROWN	BP1s - Hardly any offerings. PF1s - Mostly firm.
MEDIUM GROWN	BP1s - Irregular. PF1s - Mostly firm, whilst select invoices in the Below Best category appreciated.
LOW GROWN	BP1s - Sold well. PF1s - Improved activity, and were firm and tended dearer.

QUOTATIONS LKR SALE DTE	BP1		PF1	
	19/20 Aug	26/27 Aug	19/20 Aug	26/27 Aug
High Grown	N/A	N/A	920-1180	1100 - 1180
Medium Grown	N/A	940 - 1080	940-1220	960 - 1200
Low Grown	1400-1440	1200 - 1420	1240-1460	1240 - 1480

OFF GRADES

■ Incline from last week
■ Decline from last week
■ Static Market

FGS1/FGS

A few invoices in the Best category appreciated, whilst the others declined by Rs. 40 per kg following quality. Improved Below Best sorts were firm to dearer, whilst the others maintained. Teas at the lower end of the market appreciated. Low Grown- Clean leaf varieties were firm on last, whilst the teas at the bottom end of the market gained. CTC - In general, were firm.

BROKENS

Reducer varieties in the Best category were firm to selectively dearer. Clean leaf varieties in the Best category were easier by Rs. 20 per kg, whilst the others maintained. Teas at the bottom end of the market appreciated by Rs. 20 per kg.

BOP1A

Main Grade reducer varieties in the Best category were substantially dearer following quality, whilst the balance maintained. Below Best together with the poorer sorts were firm, whilst select invoices were easier by Rs. 20 per kg.

QUOTATIONS LKR

SALE DTE	HIGH		MEDIUM		LOW	
	19/20 Aug	26/27 Aug	19/20 Aug	26/27 Aug	19/20 Aug	26/27 Aug
Better Fannings (Orthodox)	760-1220	780 - 1280	770-1000	780 - 940	760-940	780 - 920
Better Fannings (CTC)	N/A	920 -	760	770 - 780	750-1240	750 - - 1140
Other Fannings (Orthodox)	590-750	600 - 770	530-760	550 - 770	560-750	550 - - 770
Other Fannings (CTC)	N/A	N/A	600-730	600 - 710	570-740	540 - 730
Good Brokens	770-1300	770 - 1040	770-1340	780 - 1280	770-1260	790 - 1340
Other Brokens	610-760	600 - 760	570-760	600 - 770	570-760	550 - 780
Better BOP1As	790-920	790 - 1000	790-1440	790 - 1000	800-1500	800 - - 1650
Other BOP1As	700-770	690 - 770	700-770	640 - 770	610-780	620 - 780

DUSTS

DUST1

Select Best Dust1's were dearer by Rs. 20-40 per kg, whilst the Best varieties appreciated by Rs. 40-60 per kg. The Below Best varieties were firm to dearer by Rs. 20 per kg, whilst the poorer sorts were easier by Rs. 20-40 per kg. Low Grown Best varieties appreciated by Rs. 40 per kg, whilst the Below Best varieties remained firm. The poorer sorts were easier by Rs. 20 per kg. High and Medium Grown CTC's were firm to dearer by Rs. 20 per kg, whilst the Low Grown CTC's followed a similar trend.

DUST

Clean leaf secondaries were dearer by Rs. 40 per kg, whilst the poorer sorts remained firm. The Low Grown Best varieties were dearer by Rs. 20-40 per kg, whilst the poorer sorts were easier by Rs. 20 per kg.

QUOTATIONS LKR

SALE DTE	HIGH		MEDIUM		LOW	
	19/20 Aug	26/27 Aug	19/20 Aug	26/27 Aug	19/20 Aug	26/27 Aug
Better Primary Dust (Orthodox)	1220-1650	1220 - 1700	1080-1320	1060 - 1260	1000-1240	1080 - 1420
Better Primary Dust (CTC) P. Dust	1080-1280	1080 - 1260	1100-1220	1100 - 1200	1120-1440	1120 - 1440
Below Best Primary Dust (Orthodox)	980-1200	960 - 1200	860-1060	850 - 1040	810-980	810 - 1060
Other Primary Dust (CTC) P. Dust	800-1060	830 - 1060	940-1080	940 - 1080	720-1100	820 - 1100
Other Primary Dust (Orthodox)	700-960	630 - 950	590-850	570 - 840	560-800	570 - 800
Better Secondary Dust	960-1140	980 - 1180	810-870	800 - 830	920-1020	690 - 1060
Other Secondary Dust	600-950	600 - 960	590-800	620 - 780	590-900	570 - 950

LOW GROWN TEAS

■ Incline from last week
■ Decline from last week
■ Static Market

FBOP/FBOP1

Select Best FBOP's were firm to easier. Best together with the Below Best varieties were firm on last, whilst the balance eased. However, a selection of bolder varieties appreciated, whilst the balance sold at last levels. FBOP1's were fully firm.

BOP

In general, were firm to dearer.

BOP1

Well-made BOP1's were firm, whilst the Below Best together with the bolder varieties were easier. Teas at the bottom maintained.

OP1

Select Best and Best OP1's were easier, whilst the Below Best together with the bolder varieties appreciated. Teas at the bottom followed a similar trend.

OP

Well-made OP's were firm, whilst the balance appreciated.

OPA

High-priced OPA's gained, whilst the balance were firm to dearer following quality.

PEKOE

PEK/PEK1's, in general, appreciated. The smaller PEK1 varieties sold around last levels.

BOPF

BOPF's were firm on last.

FBOPF/FBOPF1

Very Tippy Teas were firm to dearer, whilst the Best and Below Best were firm following quality. Balance together with the Leafier varieties were easier. Select Best FF1's were firm. Best together with the cleaner Below Best and cleaner teas at the bottom were firm, whilst the balance together with the teas at the bottom easier.

QUOTATIONS LKR SALE DTE	SELECT BEST		BEST		BELOW BEST		OTHERS	
	19/20 Aug	26/27 Aug	19/20 Aug	26/27 Aug	19/20 Aug	26/27 Aug	19/20 Aug	26/27 Aug
FBOP 1	1800-1900	1800 - 1900	1400-1450	1400 - 1450	1250-1300	1250 - 1300	1000-1100	1000 - 1100
FBOP	1900-2400	1900 - 2400	1500-1600	1500 - 1600	1250-1300	1250 - 1300	950-1000	950 - 1000
BOP 1	2400-3000	2400 - 2900	1850-2350	1850 - 2350	1100-1400	1100 - 1400	850-1080	850 - 1080
BOP	1900-2200	2000 - 2300	1450-1500	1450 - 1500	1200-1300	1200 - 1300	950-1000	900 - 1000
BOPF	1400-1600	1400 - 1600	950-1050	950 - 1050	850-900	850 - 900	800-850	800 - 850
FBOPF (TIPPY)/FBOPF SP	4300-5400	4350 - 5500	3500-4000	3600 - 4000	2500-3000	2500 - 3000	1000	1000 -
FBOPF 1	1600-1700	1650 - 1750	1450-1500	1450 - 1500	1280-1300	1280 - 1300	950-1050	900 - 950
FBOPF	1800-1900	1700 - 1850	1450-1550	1450 - 1550	1150-1250	1150 - 1250	900-950	900 - 950
OP 1	2500-3200	2400 - 3150	2200-2450	2100 - 2350	1260-2100	1360 - 2050	850-1200	880 - 1340
OP	1460-1550	1460 - 1550	1360-1440	1380 - 1440	1180-1340	1200 - 1360	860-1160	880 - 1180
OPA	1420-1750	1440 - 2000	1220-1400	1260 - 1420	1140-1200	1180 - 1240	850-1120	880 - 1160
PEKOE	1600-2700	1600 - 3000	1460-1550	1480 - 1550	1240-1440	1300 - 1460	850-1220	900 - 1280
PEK 1	1800-3100	1800 - 2950	1600-1750	1650 - 1750	1360-1550	1400 - 1600	940-1340	1000 - 1380

TOP PRICE

WESTERN MEDIUM			
Ancoombra	BOP		1850
Uplands	BOP		1850
Dartry Valley	BOP	@	1750
Harangalla	BOP		1750
Craighead	BOP	@	1550
Ancoombra	BOPSp		1440
Uplands	BOPF/BOPFSp		1420
Harangalla	BOP1		1850
Dartry Valley	FBOP/FBOP1	@	2000
Craighead	FBOPF/FBOPF1	@	1600
Dartry Valley	FBOPF/FBOPF1	@	1600
Doombagastalawa	FBOPF/FBOPF1	@	1500
Hatale	OP/OPA		1380
Craighead	OP1	@	1750
Inguruwatte Super	PEK/PEK1		2200
Imboolpittiya	PEK/PEK1	@	1950
Dartry Valley	PEK/PEK1	@	1950
Harangalla	PEK/PEK1		1950
Meezan	PEK/PEK1		1950
Craighead	PEK/PEK1	@	1900
Cooroondoowatte	PEK/PEK1	@	1900
Uplands	PEK/PEK1		1900
Pupuesssa	PEK/PEK1		1900
Hansagiri Kothmale	PEK/PEK1		1900
New Fernland	PEK/PEK1		1900
Shemrock	PEK/PEK1		1900
New Rothschild	PEK/PEK1		1900
WESTERN HIGH			
Inverness	BOP		1380
Dessford	BOPSp	@	1400
Norwood	BOPSp	@	1360
Wanarajah	BOPSp	@	1340
Alton	BOPF/BOPSp	@	1550
Robgill	BOPF/BOPSp		1550
Gouravilla	BOPF/BOPSp	@	1500
Great Western	BOPF/BOPSp		1500
Torrington	BOP1	@	1950
Inverness	BOP1		1950
Inverness	FBOP/FBOP1		1600
Torrington	FBOPF/FBOPF1	@	1440
Frotoft Super	FBOPF/FBOPF1		1440
Bogahawatte	FBOPF/FBOPF1		1440
Fairlawn	OP/OPA		1220
Torrington	OP/OPA	@	1140
Bambrakelly	OP/OPA		1140
Cymru	OP/OPA		1140
Kirkoswald	OP1	@	1180
Torrington	OP1	@	1140
Frotoft Super	PEK/PEK1		1850
NUWARA ELIYAS			
Court Lodge	BOP		800
Kenmare	BOPSp	@	820
Mahagastotte	BOPF/BOPFSp	@	1180
Lovers Leap	BOPF/BOPFSp		1180
Lovers Leap	FBOP/FBOP1		1550
Court Lodge	OP/OPA	@	1000
Kenmare	OP/OPA		1000

NUWARA ELIYAS			
Summerhill	OP/OPA	@	900
Lovers Leap	PEK/PEK1		1420
Kenmare	PEK/PEK1	@	1300
Court Lodge	PEK/PEK1		1300
UDAPUSSELLAWAS			
High Forest	BOP	@	1020
Kirklees	BOP		1020
Mooloya	BOP		1020
Ragalla	BOP	@	1000
Luckyland	BOPSp		1020
Kirklees	BOPF/BOPFSp		1180
Luckyland	BOPF/BOPFSp		1160
Mooloya	BOPF/BOPFSp		1160
High Forest	BOPF/BOPFSp	@	1120
Maha Uva	BOP1	@	1200
Delmar	FBOP/FBOP1	@	1380
Blairlomond	FBOP/FBOP1	@	1380
Delmar	FBOPF/FBOPF1	@	1440
Maha Uva	OP/OPA	@	1220
High Forest	OP1		1080
Delmar	OP1	@	1040
Maha Uva	PEK/PEK1	@	1850
Delmar	PEK/PEK1	@	1800
LOW GROWNS			
Mahaliyadda	BOP		2400
Lellopitiya Super	BOPSp		2000
Kings Bru	BOPF		1900
Sithaka	BOPF		1650
Sithaka	BOPF		1650
Hidellana	BOPF	@	1550
Rajjuruwatta Super	BOPFSp		2050
Sithaka	FBOP		2450
Galatara	FBOP		2450
Pothotuwa	FBOP	@	2300
Ceciliyan	FBOP1	@	1950
Ganganee	FBOPF		1950
Lumbini	FBOPF1		1800
Gunawardana	FBOPF1	@	1750
Pothotuwa	FBOPF1	@	1700
Kelani	FBOPF1	@	1700
Adams View	FBOPF1	@	1700
New J.S.P	FBOPF1		1700
Nilrich	FBOPF1		1700
Lickra	FBOPF1		1700
Makandura	FBOPF1		1700
Stream Line	FBOPF1		1700
Kolonna Super	BOP1		2900
Pothotuwa	BOP1	@	2850
Gunwardana	OP1	@	3150
Pothotuwa	OP1	@	2850
Miriswatta	OP		1550
Kumudu	OP		1550
Liyonta	OPA		2000
Adams View	PEK	@	3000
Dampahala	PEK1		2950

UVA MEDIUM			
St. James	BOP	@	2950
Misty-Uva	BOP	@	1400
Hindagala	BOPSp		1440
El Teb	BOPF/BOPFSp	@	1220
Demodera 'S'	BOP1	@	2250
Roseland Uva	FBOP/FBOP1		1650
Aruna Passara	FBOPF/FBOPF1		1480
Roseland Uva	FBOPF/FBOPF1		1480
Telbedde	FBOPF/FBOPF1	@	1420
Demodera 'S'	FBOPF/FBOPF1		1420
Blossoms Uva Tea	FBOPF/FBOPF1	@	1400
Telbedde	OP/OPA	@	1320
Glen Alpin	OP1		1500
Telbedde	OP1	@	1420
Misty-Uva	OP1	@	1380
Roseland Uva	OP1		1380
St. James	PEK/PEK1	@	3350
Misty-Uva	PEK/PEK1	@	1950
UVA HIGH			
Ellathota Uva	BOP	@	1380
Nayabedde	BOP	@	1280
Bandaraeliya	BOP	@	1260
Craig	BOPSp		1460
Nayabedde	BOPF/BOPFSp	@	1300
Craig	BOP1		1500
Ellathota Uva	FBOP/FBOP1	@	1650
Aislaby	FBOPF/FBOPF1	@	1480
Gonamotawa	FBOPF/FBOPF1	@	1460
Glenanore	FBOPF/FBOPF1		1460
Balagalella	FBOPF/FBOPF1	@	1440
Mount Uva	FBOPF/FBOPF1		1440
Spring Valley	FBOPF/FBOPF1		1440
Craig	FBOPF/FBOPF1		1440

UVA HIGH			
Ellathota Uva	OP/OPA	@	1240
Glenanore	OP1	@	1440
Ellathota Uva	OP1	@	1420
Aislaby	PEK/PEK1	@	3000
Uva Highlands	PEK/PEK1		3000
UNORTHODOX HIGH			
Dunsinane CTC	PF1	@	1180
Mount Vernon CTC	PF1		1180
UNORTHODOX MEDIUM			
Rothschild CTC	PF1		1200
Aultmore CTC	BP1	@	1080
Aultmore CTC	BPS	@	860
UNORTHODOX LOW			
Hingalgoda CTC	PF1		1480
Ceciliyan CTC	BP1		1420
PREMIUM FLOWERY			
New Batuwangala	FBOPFSp		6000
Sithaka	FBOPFExSp		5250
Brombil	FBOPFExSp		5000
Fortune	FBOPFExSp	@	4950
Magedara	FBOPFExSp		4950
Brombil	FBOPFExSp1		5800
Garden Leaf Super	FBOPFExSp1	@	5450
DUSTS			
Mattakelle	DUST1		1700
Ceciliyan CTC	PD		1440
OFF GRADES			
Mattakelle	FGS/FGS1		1280
Liyonta CTC	PF		1140
Ceciliyan CTC	PF	@	1100
Wilehena	BM		1340
Gunawardana	BM	@	1280
Adams View	BM	@	1240
Kothmale Hills	BP		1280
Chandrika Estate	BOP1A		1650

QUANTITY SOLD

DURING THE PERIOD 18TH-23RD AUGUST 2025	WEEKLY (KGS)		TODATE (KGS)	
	2025	2024	2025	2024
PRIVATE SALES	200,055	125,050	6,945,204	4,104,102
PUBLIC AUCTION	4,758,500	4,977,433	161,708,687	153,281,441
FORWARD CONTRACTS	24,000	84,260	1,595,231	1,337,070
DIRECT SALES	NIL	NIL	NIL	NIL
TOTAL	4,982,555	5,186,743	170,249,122	158,722,613
BMF EXCLUDED FROM PRIVATE SALE	66,773	31,600	1,252,311	1,402,494

(QUANTITY SOLD AND THE AVERAGE PRICE PER AUCTION)

	Quantity (M/kgs)			AVG Price (LKR)			Avg Price (USD)		
	2025	2024	2023	2025	2024	2023	2025	2024	2023
13TH AUGUST 2025	4.96	5.15	5.25	1194.44	1198.72	1072.60	4.02	4.03	3.40
20TH AUGUST 2025	4.76	4.98	5.20	1199.89	1204.35	1131.98	4.03	4.08	3.61

Source: Central Bank of Sri Lanka / Buying Rates

RATES OF EXCHANGE

SRI LANKA RUPEE APPROX PER UNIT OF CURRENCY

YEAR	2025	2024	2023
USD	298.47	295.08	313.99
STG.PD	400.81	375.51	396.43
EURO	345.88	321.01	341.81
YEN	2.01	1.99	2.15

Source: Central Bank of Sri Lanka / Buying Rates

PUBLIC AUCTION/GROSS SALES AVERAGE

SALE NO 32 19TH/ 20TH AUGUST 2025	WEEKLY(LKR)			TODATE (LKR)			WEEKLY(USD)			TODATE(USD)		
	2025	2024	2023	2025	2024	2023	2025	2024	2023	2025	2024	2023
Uva High Grown	1121.29	1153.97	931.49	1037.61	1112.63	992.36	3.77	3.91	2.97	3.50	3.66	3.02
Western High Grown	1137.35	1173.89	952.56	1092.24	1193.89	1140.23	3.82	3.98	3.03	3.68	3.93	3.47
CTC High Grown	1094.53	1007.72	826.71	1070.23	1109.19	1026.47	3.68	3.42	2.63	3.61	3.65	3.13
High Grown (Summary)	1131.61	1167.03	944.27	1074.41	1167.79	1093.30	3.80	3.95	3.01	3.62	3.84	3.33
Uva Medium Grown	1087.80	1077.62	1009.46	1068.04	1146.09	1029.36	3.66	3.65	3.21	3.60	3.77	3.14
Western Medium Grown	1001.65	1020.80	916.19	1004.08	1073.03	998.04	3.37	3.46	2.92	3.38	3.53	3.04
CTC Medium Grown	933.79	953.39	800.16	940.35	979.44	930.22	3.14	3.23	2.55	3.17	3.22	2.83
Medium Grown (Summary)	1028.08	1041.17	945.72	1025.27	1098.02	1008.11	3.46	3.53	3.01	3.45	3.61	3.07
Orthodox Low Grown	1285.90	1290.33	1262.97	1258.94	1383.34	1288.60	4.32	4.37	4.02	4.24	4.55	3.93
CTC Low Grown	997.54	946.65	960.25	980.12	1005.15	958.96	3.35	3.21	3.06	3.30	3.30	2.92
Low Grown(Summary)	1265.20	1271.34	1246.33	1243.78	1359.01	1270.48	4.25	4.31	3.97	4.19	4.47	3.87
Total	1199.89	1204.35	1131.98	1171.17	1273.49	1188.23	4.03	4.08	3.61	3.95	4.19	3.62

Source: Oanda Exchange Rates

Source: MSL - Averages

SRI LANKA TEA EXPORTS

DESCRIPTION	QUANTITY (kgs)	VALUE	APPROX AVG UNIT FOB VALUE PER KG.RS/CTS
JULY 2025			
Tea In Bulk	10,162,714	15,063,096,571	1,482.19
Tea In Packets	10,770,688	17,364,027,498	1,612.16
Tea In Bags	2,243,299	6,695,658,999	2,984.74
Instant Tea	297,989	1,142,140,732	3,832.83
Green Tea	563,704	2,199,171,104	3,901.29
Total	24,038,394	42,464,094,904	1,766.51
JULY 2024			
Tea In Bulk	9,806,070	15,080,231,549	1,537.85
Tea In Packets	8,809,101	14,766,358,296	1,676.26
Tea In Bags	2,150,574	5,925,743,312	2,755.42
Instant Tea	225,752	651,024,287	2,883.80
Green Tea	364,337	1,455,469,777	3,994.84
Total	21,355,834	37,878,827,221	1,773.70
JANUARY TO JULY 2025			
Tea In Bulk	62,651,013	93,644,642,122	1,494.70
Tea In Packets	68,584,768	111,217,121,274	1,621.60
Tea In Bags	14,786,644	40,749,372,477	2,755.82
Instant Tea	1,951,912	7,152,496,020	3,664.35
Green Tea	2,872,638	10,993,752,710	3,827.06
Total	150,846,975	263,757,384,603	1,748.51
JANUARY TO JULY 2024			
Tea In Bulk	66,128,330	100,855,078,646	1,525.14
Tea In Packets	55,835,976	93,807,750,620	1,680.06
Tea In Bags	14,411,281	39,333,400,450	2,729.35
Instant Tea	1,565,141	4,997,365,258	3,192.92
Green Tea	2,527,902	9,839,396,395	3,892.32
Total	140,468,630	248,832,991,369	1,771.45

Source : Sri Lanka Customs Statistical Dept.

MAJOR IMPORTERS OF SRI LANKA TEA

Page No 14

Country	Bulk Tea	Packeted Tea	Tea Bags	Instant Tea	Green Tea	Total 2025	Total 2024
IRAQ	1,239,590.00	20,970,152.20	379,626.08	004.80	22,022.30	22,611,395.38	17,849,412.47
LIBYA		12,884,488.00	18,067.20	1,012.80	123,396.00	13,026,964.00	3,773,031.80
RUSSIA	10,322,383.00	2,086,900.34	303,287.54		290,029.55	13,002,600.43	15,029,152.00
U.A.E.	6,469,390.25	3,476,943.68	235,607.18	4,422.67	451,075.42	10,637,439.20	14,080,903.82
TURKEY	4,749,841.25	5,616,792.00	28,953.00		450.00	10,396,036.25	10,595,331.36
IRAN	5,166,695.75	1,907,072.00	1,531.50			7,075,299.25	7,057,187.25
CHILE	4,986,840.00	227,801.72	1,258,512.18	1,747.99	36,175.89	6,511,077.78	4,838,443.62
CHINA	5,201,294.46	726,908.72	108,005.99	1,637.95	23,309.58	6,061,156.70	6,893,218.49
SAUDI ARABIA	1,145,022.00	2,292,305.93	1,316,111.64	12,919.39	119,628.69	4,885,987.65	5,289,922.69
AZERBAIJAIN	4,434,467.00	356,677.72	3,570.56		9,202.60	4,803,917.88	5,975,743.22
SYRIA	273,105.00	3,695,270.10	621,960.68	3,000.00		4,593,335.78	4,299,956.78
GERMENY	2,853,808.00	1,126,246.44	111,920.21	31,560.00	29,249.66	4,152,784.31	4,096,478.66
U.S.A.	1,132,466.20	1,441,170.10	632,557.90	191,384.30	473,458.84	3,871,037.34	3,531,505.62
JAPAN	2,716,470.39	125,246.72	469,555.67	11,563.33	7,766.50	3,330,602.61	2,600,525.04
JORDAN	108,704.00	1,756,175.05	1,377,905.86	1,750.00	11,510.09	3,256,045.00	2,734,505.10
TAIWAN	2,099,428.07	148,758.62	20,469.39	19,920.00	39,454.88	2,328,030.96	2,551,789.48
POLAND	734,168.30	389,752.68	880,240.79	4,990.00	117,146.30	2,126,298.07	2,149,644.91
HONG KONG	1,588,242.31	160,259.76	49,441.64		15,223.55	1,813,167.26	1,916,396.15
BELGIUM	26,045.00	1,596,993.16	94,059.07	011.25	14,793.64	1,731,902.12	1,563,483.76
TUNISIA	1,462,830.00	156,000.00	3,060.00		720.00	1,622,610.00	250,425.00
KUWAIT	2,500.00	1,044,346.02	506,691.26	009.95	28,685.55	1,582,232.78	1,431,810.26
IRELAND		6,904.32	14,369.16	1,510,080.00	1,526.74	1,532,880.22	1,216,709.24
AUSTRALIA	133,077.00	264,561.18	838,127.03	8,551.36	88,515.90	1,332,832.47	1,550,673.14
NETHERLANDS (HOLAND)	95,020.00	580,968.21	502,490.83	1,740.92	136,575.03	1,316,794.99	999,520.16
UKRAINE	506,269.00	218,380.40	46,787.57		145,301.44	916,738.41	1,105,216.91

WORLD TEA PRODUCTION (M/KGS)

				TODATE			DIFFERENCE +/-	
	2023	2024	2025	2023	2024	2025	2023 vs 2024	2024 vs 2025
	Jul							
Sri Lanka	21.6	23.2	21.3	156.2	151.1	157.1	-5.1	6

				TODATE			DIFFERENCE +/-	
	2023	2024	2025	2023	2024	2025	2023 vs 2024	2024 vs 2025
Jun								
Bangladesh	10.7	12.8	9.8	26.4	24.3	22.5	-2.1	-1.8
Kenya	48.1	46.2	42.4	273.6	323.3	283.2	49.7	-40.1
Malawi	1.6	2.2	2.1	30.5	33.4	31.5	2.9	-1.9
North India	116.8	121.5	112.5	353.8	313.7	352.8	-40.1	39.1
South India	28.4	25.2	20.9	113.4	100.4	116.9	-13	16.5

DETAILS OF AWAITING SALE

SALE NO : 34

Scheduled for 01ST/02ND SEPTEMBER 2025

	LOTS	QUANTITY
ExEstate	672	644,791
High & Medium	1,381	575,134
Leafy	1,947	744,017
Semi Leafy	1,410	585,645
Tippy	1,791	818,511
Premium Flowery	352	44,608
OffGrades	2,556	1,280,176
Dust	510	412,306
Total	10,619	5,105,188
RePrint	1,039	503,557

08/09/2025

Buyers Prompt

09/09/2025

Sellers Prompt

This sale last year
Sale No. 34 | 27TH/28TH AUGUST 2024

Lots :11,130
Re-print Lots :744
Quantity :5,543,854 kgs
Re-print Quantity :361,539 kgs

LOW GROWN CATALOGUES

Violations Excluded

14/08/2025

LEAFY
Closed

SEMI-LEAFY
Closed

TIPPY
Closed

OTHER MAIN SALE CATALOGUES

14/08/2025

HIGH & MEDIUM
Closed

PREMIUM FLOWERY
Closed

OFF GRADES
Closed

NO .OF PKGS
139,431

CTC
10,030 Pkgs - 531,237 kgs

ORDER OF SALE

Ex-Estate	LG Large Leaf//Semi Leafy/LG Small Leaf/BOP1A/ Premium	High & Medium/Off Grade /Dust
LC	LC	LC
MB	JK	BC
EB	BC	FW
CTB	CTB	MB
FW	FW	AS
BC	EB	JK
AS	MB	EB
JK	AS	CTB

Approx Selling time of
F&W Catalogues

01ST

SEPTEMBER 2025

10.00am	Main Sale - High & Medium
12.00pm	Semi - Leafy Teas
1.30pm	Low Grown - Leafy Teas
1.30pm	Low Grown - Tippy Teas
5.00pm	BOP1A

02ND

SEPTEMBER 2025

9.00am	Premium Flowery
9.30am	Ex-Estate
9.30am	Off Grade
12.30pm	Dust

BC - Bartleet Produce Marketing (Pvt) Ltd FW - Forbes & Walker Tea Brokers (Pvt) Ltd

LC - Lanka Commodity Brokers Ltd AS - Asia Siyaka Commodities PLC

EB - Eastern Brokers Ltd JK - John Keells PLC

CTB - Ceylon Tea Brokers PLC MB - Mercantile Produce Brokers (Pvt)Ltd

DETAILS OF AWAITING SALE

SALE NO : 35

Scheduled for 09TH/10TH SEPTEMBER 2025

	LOTS	QUANTITY
ExEstate	697	651,675
High & Medium	1,506	646,734
Leafy	1,981	744,364
Semi Leafy	1,544	642,756
Tippy	1,906	879,740
Premium Flowery	361	47,666
OffGrades	2,276	1,146,630
Dust	492	424,046
Total	10,763	5,183,611
RePrint	786	416,833

16/09/2025

Buyers Prompt

17/09/2025

Sellers Prompt

This sale last year
Sale No. 35 | 03RD/04TH SEPTEMBER 2024

Lots	:11,151
Re-print Lots	:818
Quantity	:5,496,178 kgs
Re-print Quantity	:364,142 kgs

LOW GROWN CATALOGUES

Violations Excluded

21/08/2025

LEAFY
Closed

SEMI-LEAFY
Closed

TIPPY
Closed

OTHER MAIN SALE CATALOGUES

21/08/2025

HIGH &
MEDIUM
Closed

PREMIUM
FLOWERY
Closed

OFF
GRADES
Closed

NO .OF PKGS
140,372

CTC
10,410 Pkgs - 550,301 kgs

CATALOGUE CLOSURE DETAILS

09/10

SEPTEMBER 2025

Sale No. 35

The Ex-Estate catalogue closed on 21st August 2025, excluding violations. The Main Sale catalogues too closed on 21st August 2025, excluding violations.

16/17

SEPTEMBER 2025

Sale No. 36

The Ex-Estate and Main Sale catalogues are scheduled to close on 28th August 2025.

23/24

SEPTEMBER 2025

Sale No. 37

The Ex-Estate and Main Sale catalogues are scheduled to close on 04th September 2025.

TEA MARKETS AROUND THE WORLD

MOMBASA AUCTION

25TH AND 26TH AUGUST 2025 (SALE NO.34)

There was good general demand for 153,360 packages (10,376,062.00 kilos) on offer with 37.19% unsold.

MARKETS

Pakistan Packers were active but at lower levels with more interest from Yemen and other Middle Eastern countries. There was maintained participation from Afghanistan and Egyptian Packers. Kazakhstan and other CIS states lent support with Bazaar maintaining enquiry although were quite selective. UK were more active with Russia showing less interest and were quite selective. Sudan and South Sudan remained absent. Local Packers operated selectively while Somalia continued active at the lower end of the market.

OFFERINGS

Leaf Grades - 80,800 packages (5,312,450.00 kilos) - 42.03% unsold.

Dust Grades - 57,480 packages (4,286,842.00 kilos) - 37.51% unsold.

Secondary Grades - 15,080 packages (776,770.00 kilos) - 10.08% unsold.

LEAF GRADES (M2 & M3)

BP1:

Best - Were irregularly absorbed with select lines gaining by up to USC39 while others were easier by up to USC41.

Brighter - Firm to easier with few invoices shedding up to USC48 while the remainder ranged between USC10 to USC45 dearer.

Mediums - KTDA mediums were dearer with select teas advancing by up to USC10 while a few lines eased by up to USC12; plantation mediums appreciated by up to USC18.

Lower Medium - Were firm to USC18 above previous rates.

Plainer - Steady and varied between USC8 to USC27 dearer to easier by up to USC12.

PF1:

Best - Met irregular interest and ranged between firm to USC24 above previous levels while some lines shed up to USC20.

Brighter - Were generally easier by up to USC20 with a few invoices gaining by USC6 to USC24.

Mediums - KTDA mediums were steady to dearer by up to USC19 while some teas shed by USC2 to USC12. Plantation mediums appreciated by up to USC10.

Lower Medium - Were firm to easier by up to USC17.

Plainer - Some irregular interest varying between steady to dearer by USC3 to USC11 while select lines lost up to USC8.

CTC QUOTATIONS	BP1 - USC	PF1 - USC
Best	200 - 503	250 - 390
Good	250 - 334	280 - 340
Good Medium	230 - 340	220 - 334
Medium (KTDA)	155 - 200	165 - 264
Medium (Plantations)	162 - 174	170 - 217
Lower Medium	138 - 240	135 - 244
Plainer	101 - 148	084 - 135

DUST GRADES (M1)

PDUST:

Best - Were irregular ranging between USC3 to USC11 dearer to easier by up to USC18.

Brighter - Firm to dearer by up to USC12 but a few invoices shed up to USC8.

Mediums - KTDA mediums were steady to USC8 dearer with a select few gaining up to USC16 to mostly easier by up to USC17 with plantation mediums appreciating by up to USC9.

Lower Medium - Dearer by up to USC15 but few selected teas were firm to USC6 easier.

Plainer - Met strong support ranging between USC14 above previous rates to easier by up to USC11.

DUST1:

Best - Met irregular interest and varied between firm to USC18 above previous levels to easier by up to USC15.

Brighter - Were firm to easier by up to USC7 but a select few gained by up to USC32.

Mediums - KTDA mediums met more irregular enquiry ranging between USC9 to USC18 above previous rates to easier by USC14 with plantation mediums up to USC9 dearer.

Lower Medium - Up to USC8 dearer to easier by up to USC4.

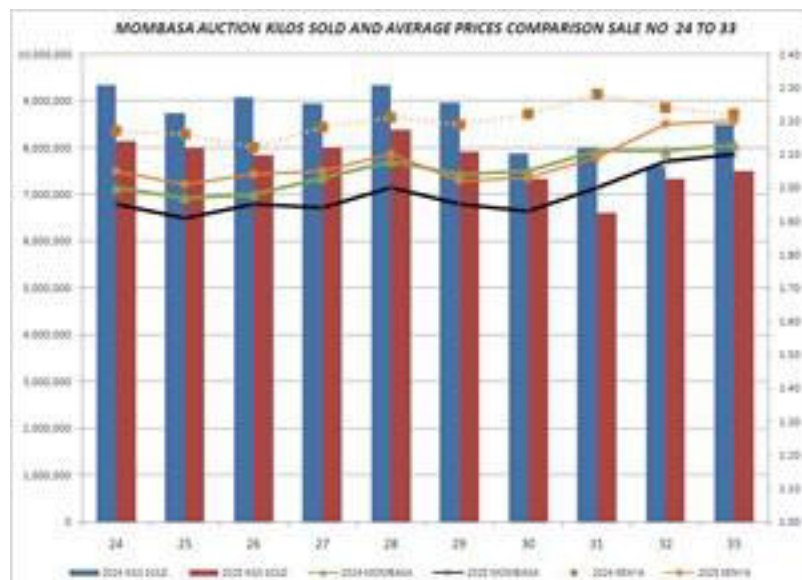
Plainer - Some irregular interest varying between steady to USC11 dearer to USC3 below previous rates.

CTC QUOTATIONS	PDUST - USC	DUST1 - USC
Best	230 - 340	230 - 369
Good	250 - 286	265 - 330
Good Medium	250 - 277	241 - 294
Medium (KTDA)	165 - 231	165 - 277
Medium (Plantations)	178 - 214	168 - 198
Lower Medium	125 - 186	120 - 174
Plainer	086 - 136	089 - 125

SECONDARY GRADES (S1)

In the Secondary Catalogues, best BPs were barely steady while others were discounted; PFs tended dearer. Clean well sorted coloury Fannings appreciated with similar DUSTs mostly selling above previous levels. Other Fannings held value while DUSTs gained. BMFs were well absorbed.

SECONDARY QUOTATIONS (USC)	BP / BP2	PF / PF2	FNGS1 / FNGS	DUST / DUST2	BMF
Best / Good	216 - 308	212 - 248	150 - 238	125 - 258	-
Good Medium / Medium	-	-	115 - 166	122 - 212	-
Lower Medium	112 - 152	107 - 148	097 - 128	084 - 148	103 - 110
Plainer	086 - 120	082 - 115	092 - 109	082 - 118	084 - 104



Courtesy - Africa Tea Brokers Limited.

BANGLADESH AUCTION

25TH AUGUST 2025 (SALE NO.16)

CTC LEAF: 53,076 packages of tea on offer met with a fairly good demand.

BROKENS: Well made good liquoring BOPs were in good demand and were generally firm on last. Smaller varieties in this category were well sought after at generally firm rates. Medium and plain types met with a fair demand with more withdrawals. BLF teas met with fair demand but there were several withdrawals.

FANNINGS: All good liquoring Fannings met with a fairly good demand but eased a little whilst Medium types met with fair interest and held last levels. Plain types were in less demand and there were again fair withdrawals. BLF teas met with fair demand but there were several withdrawals.

DUST: 13,567 packages of tea on offer met with a fair demand. Good liquoring Dusts sold at around last levels. Mediums again were an easier market with Tk.3/- to Tk.5/- less than last. Plain/BLF Dusts were a fair market with some withdrawals. Blenders lent strong support with fair interest from the Loose tea buyers.

COMMENTS: Blenders were fairly active this week but there was less competition from Loose tea buyers. As a result the absorption was less and consequently there were more withdrawals. Dusts were a fair market.

Our Catalogue: (Sale 16) Avg : Tk 246.66, Sold 70.73% , (Sale 15) Avg : Tk 245.58, Sold 75.55%

QUOTATIONS	BROKENS	QUOTATIONS	FANNINGS
<i>Best</i>	2.11-2.14	<i>Best</i>	2.09-2.11
<i>Good</i>	2.06-2.09	<i>Good</i>	2.04-2.06
<i>Medium</i>	2.04-2.05	<i>Medium</i>	2.02-2.04
<i>Plain</i>	2.02-2.03	<i>Plain</i>	2.02-2.03
<i>BLF</i>	1.72-1.98	<i>BLF</i>	1.73-1.92

Courtesy - National Brokers Limited.

TEA MARKETS AROUND THE WORLD

COONOR AUCTION

23RD AUGUST 2025 (SALE NO.34)

The total CTC leaf teas sold this week was 79.62%(1211750.56kgs) of the total offering of 1521930.25Kgs

DEMAND: - Good demand.

MARKET: - Best category prices were erratic closely following quality. Good teas met with very selective demand with prices irregular and easier and also few out lots due to want of bids. Better medium & medium sorts ruled a barely steady to easier prices. Select blacker fanning in this category sold dearer on competition. Plain sorts sold barely steady prices.

BUYING PATTERN: - Regional & local buyers were fairly active on best categories but selective on good teas. Major blenders and up country were active on the remainders. Exporters to Russia, CIS and middle east were active on the medium and plain sorts. Iraqi shippers were active on larger broken at the lower level. Major blenders picked up 42.57% of the CTC Leaf sold.

ORTHODOX LEAF

Demand:- Good Demand.

Market:- High grown:- Well made, clean whole leaf & broken sold dearer on competition but the lower end saw a slight decline. Fanning grade were easier by Rs 2 to 5. Others category all teas sold at barely steady prices.

Buying Pattern:- CIS buyers were active on cleaner blacker varieties along with Internal buyers. Shippers to middle east operated on select whole leaf grades and broken. Internal were very choosy.

CTC DUST

DEMAND: - Good demand.

MARKET: - CTC dust offer this week was at 363055.22Kgs of which 337933.01kgs were sold (93.08%). Best category dust sold barely steady. Good teas were irregular. Remainders sold fully firm to dearer especially the finer dust.

BUYING PATTERN: - Regional and local packers were selective on the best & good teas. Exporters to Russia, Middle east continued to be active on blacker sorts. Other up country buyers were rather choosy.

ORTHODOX DUST

DEMAND: - Selective demand.

MARKET: - High grown primary dust fetched barely steady prices. Clean, medium grown teas sold firm dearer whilst others were discounted. Secondaries were barely steady to easier.

BUYING PATTERN: -Regional & local packers were selective on primary dusts. Exporters were very choosy at steady to easier prices on the secondary dusts.

Courtesy - J Thomas & Company Private Limited

TEA MARKETS AROUND THE WORLD

KOLKATA AUCTION

26TH AUGUST 2025 (SALE NO.35)

	2025	2024	DIFFERENCE
CTC	1,08,767	70,332	38,435
ORTHODOX	72,949	55,640	17,309
DUST	53,415	39,534	13,881

KOLKATA SALE CTC MARKET

MARKET REPORT:

Market opened to good demand. Liquoring Assams tending easier. Mediums following similar trend. Dooars yet to be seen.

BUYING PATTERN:

Western India: Supporting the better teas on offer

HUL : Operating

Exporters: Fair enquiry

Teloijan: Selective

Other internal/Local: Operating

KOLKATA SALE ORTHODOX MARKET

MARKET REPORT:

Market opened to good demand. Few tippy teas on offer sold readily. Well made Whole Leaf and Broken irregular around last. Remainder Whole Leaf and Broken tending irregularly lower. Fannings and Cleaner Secondaries around last levels.

BUYING PATTERN:

Middle East : Active

CIS: Operating

TCPL: Very Selective

KOLKATA SALE DUST MARKET

MARKET REPORT:

Market opened to good demand. All sorts easier following quality

BUYING PATTERN:

HUL : Active

WI: Good Support:

Teloijan: Operating

J Thomas & Company Private Limited

COCHIN AUCTION

27TH AUGUST 2025 (SALE NO.35)

QUANTITY	2025 kgs	2024 kgs	Difference
ORX	2,18,992	1,57,574	61,418
CTC	31,476	32,284	(808)
TOTAL	2,50,468	1,89,858	60,610

ORTHODOX LEAF

MARKET

Auction witnessed good demand.

Select few best category Whole-leaf and Broken were irregular around last; The Remainder, irregular and lower following quality.

BUYING PATTERN

M.E. - Active

C.I.S. - Fair support HUL - Selective

CTC LEAF

MARKET

There was fair demand.

Broken tended to be easier by Re.1 - 2; Fannings were fully firm to dearer.

BUYING PATTERN

Major Blenders & Exporters - Absent Internal - Active

Courtesy - J.T. COCHIN

TEA MARKETS AROUND THE WORLD

SILIGURI AUCTION

27th AUGUST 2025

	2025-2026	2024-2025	DIFFERENCE
CTC	141,049	130,397	10,652
DARJEELING	-	-	-
GREEN	-	-	-
DUST	18,113	17,561	552
TOTAL	159,162	147,958	11,204

STAC OFFERINGS IN PACKAGES (SALE NO 35)

DEMAND / MARKET DETAILS: Market opened to good demand. Good and Best sorts selling at irregular levels following quality. Medium teas are following a similar trend. Plainer varieties are yet to be seen.

BUYING PATTERN:

Internal/ Local Packeteers: Mainstay

TCPL/HUL: Silent so far

WI : Selective so far

Courtesy - J. THOMAS & CO. PVT. LTD, SILIGURI

MALAWI AUCTION

27TH AUGUST 2025 (SALE NO.35)

There was less and selective interest at irregular rates for the 4740 packages on offer following quality.

BP1 met strong demand and sold up to 15USC dearer.

PF1 - Few selected invoices were firm to dearer.

PD - Selected invoices sold 5-15USC below valuation.

D1 tended firm to 3USC easier.

PF1SC - N/A.

Secondary fngs fetched 5-7USC below valuation, dusts were neglected.

Courtesy - TEA BROKERS CENTRAL AFRICA LIMITED

GUWAHATI AUCTION

19TH AUGUST 2025 (SALE NO.34)

Final Market Report

Market: CTC

Demand was just fair. All categories tended easier and with significant withdrawals.

Buying Pattern: CTC.

HUL lent fair support. TCPL, Western India, North India buyers, other blenders operated. Exporters were seen on the larger broken.

Market: DUST

There was fair demand at generally easier levels and with noticeable withdrawals.

Buying Pattern: DUST

HUL, TCPL, Western India, North India, other packeteers operated.

Courtesy - ASSOCIATED BROKERS PVT. LTD